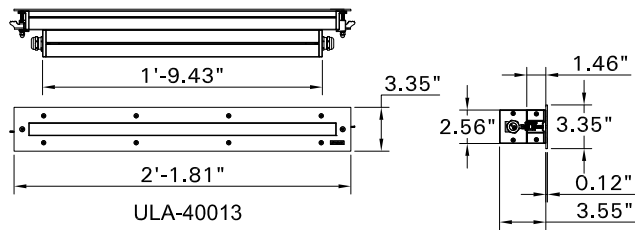


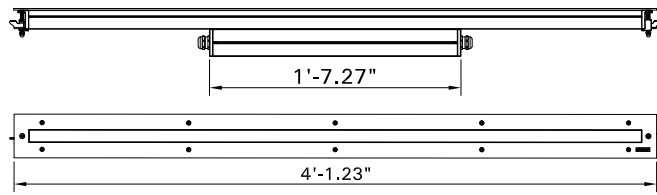
# INSTALLATION AND SERVICE MANUAL

For Installation of Lighttalk 10 recessed wall Light RGBW.  
Model. ULA-40013 and ULA-40014

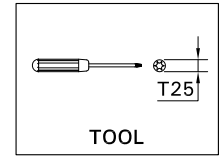
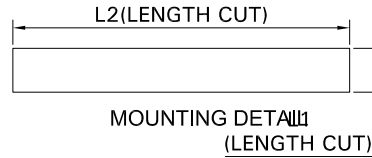
## Product drawing (dimensions)



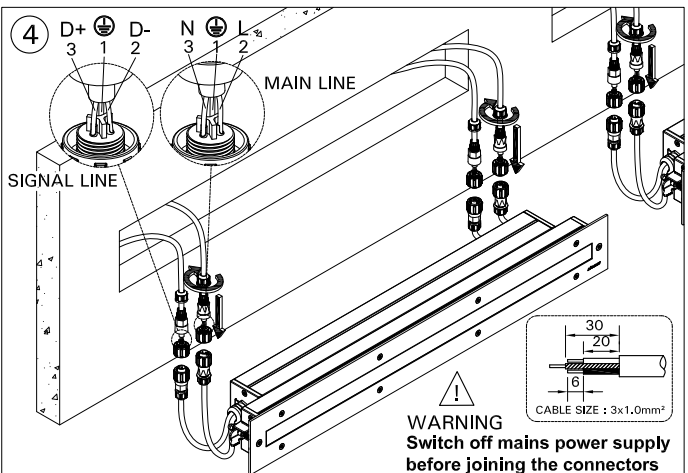
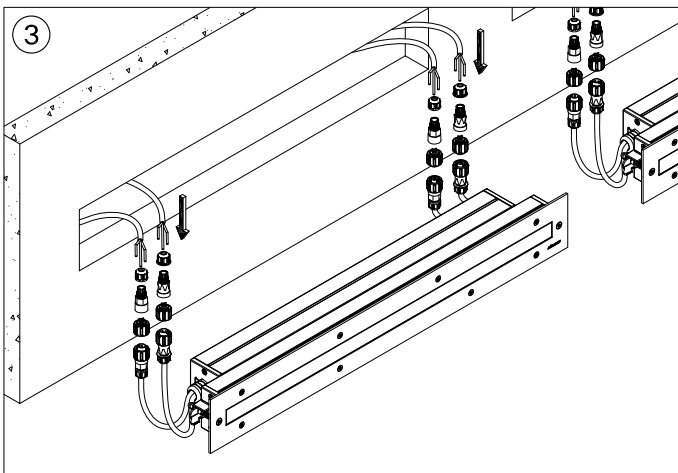
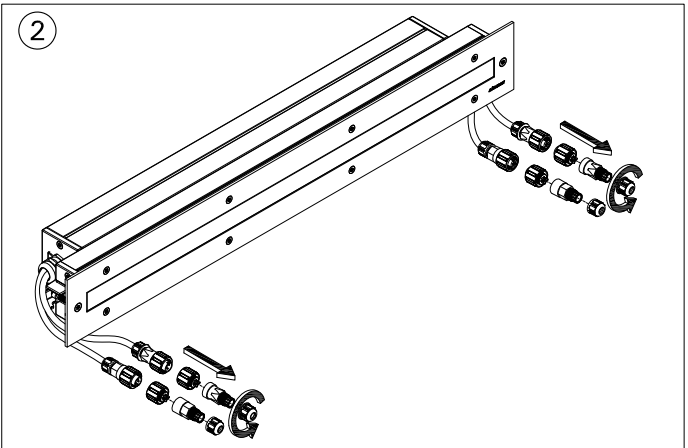
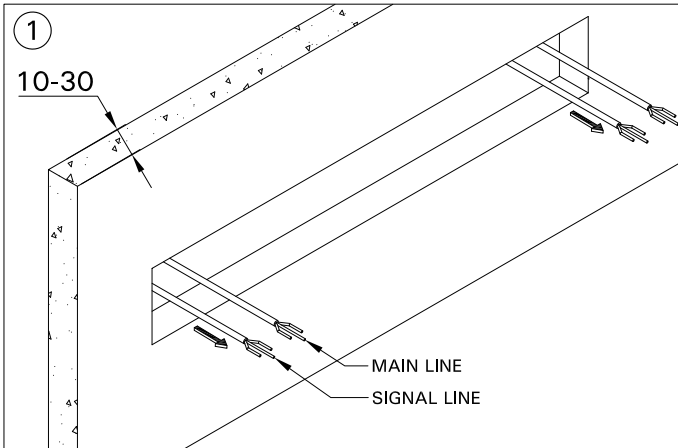
ULA-40013



ULA-40014



MODEL NO.	DIMENSION	
	L1(mm.)	L2(mm.)
ULA-40013	70 (2.76")	650 (25.6")
ULA-40014	70 (2.76")	1245 (49")



## Notice to installer :

- 1.WIRING INSTRUCTIONS** Warning : RISK OF FIRE AND ELECTRICAL SHOCK. : FIXTURE MUST BE INSTALLED BY A QUALIFIED ELECTRICIAN ONLY>FIXTURE IS INTENDED FOR INSTALLATION IN ACCORDANCE WITH THE NATIONAL ELECTRICAL CODE, LOCAL AND FEDERAL CODE SPECIFICATIONS. DISCONNECT POWER BEFORE SERVICING.
- 2.This fixture has a VOLTAGE SPECIFIC BALLAST,**Check that the supply voltage is the same as the installed ballast voltage.

**Ligman Lighting USA**

7144 NE Progress Court, Hillsboro  
Oregon, 97124, USA  
Tel : 503 645 0500 | Fax : 503 645 8100

